








Comparison on GV-POE Switch

Models		GV-POE0400	GV-POE0800	GV-POE0801
Features				
Port	at full 15.4W (IEEE 802.3af)	4	8	8
	at full 30W (IEEE 802.3at)	2	4	4
Gigabit RJ-45 Port		0	0	1
SFP Port		0	0	1
Power Budget		70W	130W	130W
Dimensions (H x W x D)		24 x 130 x 98 mm (0.9" x 5.1" x 3.9")	44 x 266 x 160 mm (1.7" x 10.5" x 6.3")	
Weight		0.76 kg (1.68 lb)	1.6 kg (3.53 lb)	1.8 kg (3.97 lb)
Operating Temperature		0°C ~ 40°C (32°F ~ 104°F)	0°C ~ 45°C (32°F ~ 113°F)	
Web Management		No	No	Yes

Note: Specifications are subject to change without notice.



Comparison on GV-POE Switch





Models		GV-POE0810	GV-POE0811
Features			
Port	at full 15.4W (IEEE 802.3af)	8	8
	at full 30W (IEEE 802.3at)	4	4
Gigabit RJ-45 Port		8	8
SFP Port		0	2
Power Budget		130W	130W
Dimensions (H x W x D)		44 x 266 x 161 mm (1.7" x 10.5" x 6.3")	44 x 440 x 220 mm (1.7" x 17.3" x 8.7")
Weight		1.5 kg (3.3 lb)	3.3 kg (7.3 lb)
Operating Temperature		0°C ~ 40°C (32°F ~ 104°F)	0°C ~ 40°C (32°F ~ 104°F)
Web Management		No	Yes

Note:

- Specifications are subject to change without notice.
- With **GV-POE0811**, for the usage of Gigabit RJ-45 and SFP ports, when one or more SFP ports (7FX / 8FX) are connected, the corresponding RJ-45 ports (No. 7 / 8) can not be used.



Comparison on GV-POE Switch

Models		GV-POE1601	GV-POE1611	GV-POE2401	GV-POE2411
Features					
Port	at full 15.4W (IEEE 802.3af)	16	16	24	24
	at full 30W (IEEE 802.3at)	8	8	13	13
Gigabit RJ-45 Port		2	16	2	24
SFP Port		2	4	2	4
Power Budget		250W	250W	400W	400W
Dimensions (H x W x D)		44 x 440 x 332 mm (1.7" x 17.3" x 13.1")	44 x 440 x 331 mm (1.7" x 17.3" x 13")	44 x 440 x 332 mm (1.7" x 17.3" x 13.1")	44 x 440 x 331 mm (1.7" x 17.3" x 13")
Weight		4.2 kg (9.26 lb)	4.6 kg (10.14 lb)	4.7 kg (10.36 lb)	4.7 kg (10.36 lb)
Operating Temperature		0°C ~ 40°C (32°F ~ 104°F)			
Web Management		Yes			

Note:

- Specifications are subject to change without notice.
- With **GV-POE1601 / 2401**, for the usage of Gigabit RJ-45 and SFP ports, you can only choose one port from group 1 (25TX and 25FX) and one port from group 2 (26TX and 26FX) to connect. Both groups offer one of their ports for connections at a time.
- With **GV-POE1611 / 2411**, for the usage of Gigabit RJ-45 and SFP ports, when one or more SFP ports (F1 / F2 / F3 / F4) are connected, the corresponding RJ-45 ports (No. 1 / 2 / 3 / 4) can not be used.